


STANDARD *M10*







Versatile Point-of-Care MDx Platform

POC MDx Platform designed for more accurate, simpler and faster clinical decision making near-the-patient.



Isothermal amplification + Real-time PCR in One Platform

Assay menu

Categories	Products	Advantages
 Respiratory Infections	Flu / RSV / SARS-CoV-2 € €	✓ Multiplexed detection of respiratory pathogens in a sample
	SARS-CoV-2 € € MFDS	✓ Sensitive result with real-time RT-PCR
	SARS-CoV-2 Turbo	✓ Fast result with patented isothermal amplification technology, IB-DFO
 Tuberculosis	MDR-TB € €	✓ Simultaneous detection of TB and drug-resistance against rifampicin and isoniazid ✓ Simple sputum pre-treatment process / Result in 75 minutes
	MTB / NTM € €	✓ Simultaneous detection of TB and non-tuberculous mycobacteria (NTM) ✓ Simple sputum pre-treatment process / Result in 75 minutes
	XDR-TB*	✓ Simultaneous detection of TB and drug-resistance to the most common first and second line drug
 Sexual Health	HPV (16/18/High risk) € €	✓ Separate detection of HPV high risk types HPV 16, HPV 18, other HPV high risk (31,33,35,39,45,51,52,56,58,59,66,68)
	STI Panel* (CT/NG/UU/MG/TV/MH/HSV1/HSV2)	✓ Simultaneous detection of STI pathogens
 Arbovirus	Arbovirus Panel € € (Dengue virus / Zika virus/ Chikungunya virus / Yellow fever virus / West Nile virus)	✓ Simultaneous detection of DENV, ZIKV, CHIKV, YFV and WNV
 Gastrointestinal Infections	<i>C. difficile</i> € €	✓ Detection of toxin B genet (<i>tcdB</i>) ✓ Simple stool pre-treatment process
 Drug resistance	MDR-TB € €	✓ Simultaneous detection of TB and drug-resistance against rifampicin and isoniazid ✓ Simple sputum pre-treatment process / Result in 75 minutes

It includes upcoming products. *Marked products are scheduled to be released.

Features

- User friendly GUI with animated guide
- Seamless connectivity with HIS/LIS
- Memory up to 5,000 with Ct values & amplification curves
- 10.1" touch screen
- Customized configuration up to 8 modules
- Alternative operating system to PC (Window)
- Minimized maintenance requirements
- Intuitive status indicator
- Small footprint

Innovative substitute for all molecular diagnostic equipment

STANDARD M10 can be used anywhere diagnostics are needed, from clinics to large laboratories.



University hospital laboratory



Emergency room



Testing site



Clinics

All-in-one Cartridge NA extraction + amplification

Multiplex assay up to 12-Plex including IC

- ✓ Simple 'Sample-in Result-out' workflow
- ✓ Result in 30-60 minutes

- ✓ Reliable and intuitive result interpretation
- ✓ Room temperature storage

Technologies applied to STANDARD M10

- 1 Patented NA extraction process for PCR efficiency (Lysis-binding-washing-elution)
- 2 Precise temperature control of thermal block
- 3 Multi-well cartridge, multi-channel optic module enables multiplex assay without interference
- 4 Reliable data analysis algorithm
- 5 Lyophilized reagents for improved stability

TEST PROCEDURE



1 Scan the sample ID.



2 Scan the cartridge code.



3 Apply the sample & close the cartridge.

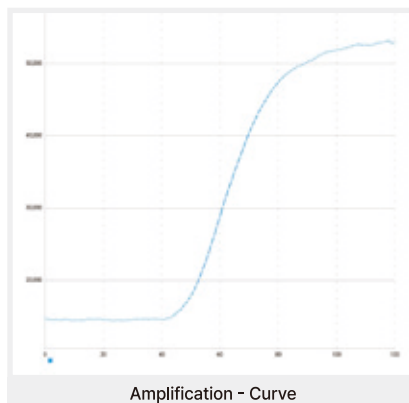


4 Insert the cartridge.

Result Example

Summary		Amplification	Details
Test Information			
Assay Name	SARS-CoV-2		
Patient ID			
Sample ID	LSH TEST		
Test Type	Specimen		
Run Started	2021/05/14 10:48:49		
Run ended	2021/05/14 11:45:55		
User	admin		
Result			
ORF1ab	Valid	0.99	
E		0.99	
IC		28.87	

Summary



Details	
Operator ID	Labuser1
Cartridge S/N	1322704480346
Cartridge Expiration Date	2020/04/12
Module S/N	2342853403402
Test Status	Completed
Error Code	-
Test Start Date and Time	2019/05/01 13:15
Test End Date and Time	2019/05/01 14:15
Test Execution Time	30 min 10sec
Assay Name	Assay A0
Test ID	234233
Test Result	Positive
Detected Pathogen	H7N9, InflB
Undetected Pathogen	Ebola/MERS/Adenovir spp

Details

■ Ordering Information

Instrument

Products	Contents	Cat. no.
STANDARD M10	1 M10 Console + 1 M10 Module	11M1010
STANDARD M10 Console	1 M10 Console (Operational module)	11M1011
STANDARD M10 Module	1 M10 Module (Analytical module)	11M1012
STANDARD M10 Calibration Kit	Calibration Cartridge 2T/Kit	11CAL10H

Cartridge

Products	Pathogens	Cat. no.
STANDARD M10 SARS-CoV-2 CE MFDS	SARS-CoV-2 (ORF1ab gene, E gene)	11COV10A
STANDARD M10 SARS-CoV-2 Turbo CE	SARS-CoV-2 (ORF1ab gene, N gene)	11COV20A
STANDARD M10 Flu/RSV/SARS-CoV-2 CE	Flu A, Flu B, RSV, SARS-CoV-2 (ORF1ab gene, N gene)	11FLU10A
STANDARD M10 MDR-TB CE	TB (IS6110, IS1081), Rifampicin (<i>rpoB</i>), Isoniazid (<i>katG, inhA</i>)	11MTB10A
STANDARD M10 MTB/NTM CE	TB (IS6110), NTM (ITS)	11MTB20A
STANDARD M10 HPV CE	E6/E7 gene, HPV16,18, high risk(31,33,35,39,45,51,52,56,58,59,66,68)	11HPV10A
STANDARD M10 Arbovirus Panel CE	DENV, ZIKV, CHIKV, YFV, WNV	11ARB10A
STANDARD M10 <i>C. difficile</i> CE	<i>Clostridioides difficile</i> (<i>tcdB</i>)	11CDC10A
STANDARD M10 STI*	CT, NG , UU, MG, MH, TV, HSV1, HSV2	-
STANDARD M10 HIV-1 VL*	HIV-1 viral load	-
STANDARD M10 HCV VL*	Hepatitis C viral load	-
STANDARD M10 HBV VL*	Hepatitis B viral load	-

It includes upcoming products. *Marked products are scheduled to be released.

■ Specifications

Description	Details
Power Requirements	AC100~240V, 50/60Hz
Operation Conditions	Temperature 15-40°C (59-104°F) Humidity Condition 20-80%
Test method	LAMP and Real time PCR
System Operator	Console, Desk-top (Window)
Instrument module Coupling	Up to 8 modules with Console or Tablet Up to 16 modules with Desktop
Memory	5,000
External Interface	LAN, USB (x4)
LIS/HIS	HL7, LAW profile
Size	M10 Console : 17 x 23 x 39 cm M10 Module : 14 x 33 x 32 cm
Weight	M10 Console : 2kg M10 Module : 7kg

SD BIOSENSOR

LEF-M10-EN Rev.08

Head Office C-4th & 5th Floor, 16, Deogyong-daero 1556beon-gil, Yeongtong-gu, Suwon-si, Gyeonggi-do, 16690, REPUBLIC OF KOREA

Factory 74, Osongsaengmyeong 4-ro, Osong-eup, Heungdeok-gu, Cheongju-si, Chungcheongbuk-do, 28161, REPUBLIC OF KOREA

Tel +82-31-300-0400 **Fax** +82-31-300-0499 **E-mail** sales@sdbiosensor.com **Website** www.sdbiosensor.com

LEF-M10-EN Rev.08/202206 © 2022 SD BIOSENSOR. All rights reserved.

자재명	Leaflet	도수	양면8도
문안번호	LEF-M10-EN Rev.08	후가공	접지 (접지사이즈 A4), 무광코팅
크기	W420 * H297	작업일자	2022.06.27
용지/질량	스노우지/250g	담당부서	디자인팀, 상품기획팀

■ Ordering Information

Products	Contents	Cat. no.
STANDARD M10	1 M10 Console + 1 M10 Module	11M1010
STANDARD M10 Console	1 M10 Console (Operational module)	11M1011
STANDARD M10 Module	1 M10 Module (Analytical module)	11M1012
STANDARD M10 Calibration Kit	Calibration Cartridge 2T/Kit	11CAL10H

Cartridge

Products	Pathogens	Cat. no.
STANDARD M10 SARS-CoV-2	SARS-CoV-2 (ORF1ab gene, E gene)	11COV10A
STANDARD M10 SARS-CoV-2 Turbo	SARS-CoV-2 (ORF1ab gene, N gene)	11COV20A
STANDARD M10 Flu/RSV/SARS-CoV-2	Flu A, Flu B, RSV, SARS-CoV-2 (ORF1ab gene, N gene)	11FLU10A
STANDARD M10 MDR-TB	TB (IS6110, IS1081), Rifampicin (<i>rpoB</i>), Isoniazid (<i>katG</i> , <i>inhA</i>)	11MTB10A
STANDARD M10 MTB/NTM	TB (IS6110), NTM (ITS)	11MTB20A
STANDARD M10 HPV	E6/E7 gene, HPV16,18, high risk(31,33,35,39,45,51,52,56,58,59,66,68)	11HPV10A
STANDARD M10 Arbovirus Panel	DENV, ZIKV, CHIKV, YFV, WNV	11ARB10A
STANDARD M10 C. difficile	<i>Clostridioides difficile</i> (<i>tcdB</i>)	11CDC10A
STANDARD M10 STI*	CT, NG, UU, MG, MH, TV, HSV1, HSV2	-
STANDARD M10 HIV-1 VL*	HIV-1 viral load	-
STANDARD M10 HCV VL*	Hepatitis C viral load	-
STANDARD M10 HBV VL*	Hepatitis B viral load	-

*Includes upcoming products. *Marked products are scheduled to be released.

■ Specifications

Description	Details
Power Requirements	AC100~240V, 50/60Hz
Operation Conditions	Temperature 15~40°C (59~104°F) Humidity Condition 20~80%
Test method	LAMP and Real-time PCR
System Operator	Console, Desk-top (Window)
Instrument module Coupling	Up to 8 modules with Console or Tablet Up to 16 modules with Desktop
Memory	5,000
External Interface	LAN, USB (x4)
LIS/HIS	HL7, LAM profile
Size	M10 Console : 17 x 23 x 39 cm M10 Module : 14 x 33 x 32 cm
Weight	M10 Console : 2kg M10 Module : 7kg

SD BIOSENSOR

Head Office: 4th & 5th Floor, 16, Deogyeong-daero 1556beon-gil, Yeongtong-gu, Sevensi, Gyeonggi-do, 16690, REPUBLIC OF KOREA
 Factory: 74, Osongsaengmyong 4-ro, Osong-eup, Heungdeok-gu, Cheongju-si, Chungcheongbuk-do, 28161, REPUBLIC OF KOREA
 Tel: +82-31-300-0400 Fax: +82-31-300-0409 Email: sales@sdbiosensor.com Website: www.sdbiosensor.com
 LEF-M10-EN Rev.08/202206 © 2022 SD BIOSENSOR. All rights reserved.

STANDARD M10
Versatile Point-of-Care MDx Platform

POC MDx Platform designed for more accurate, simpler and faster clinical decision making near-the-patient.

www.sdbiosensor.com

SD BIOSENSOR

■ Isothermal amplification + Real-time PCR in One Platform

■ Assay menu

Categories	Products	Advantages
Respiratory Infections	Flu / RSV / SARS-CoV-2	✓ Multiplexed detection of respiratory pathogens in a sample
	SARS-CoV-2	✓ Sensitive result with real-time RT-PCR
	SARS-CoV-2 Turbo	✓ Fast result with patented isothermal amplification technology, IB-DPO
Tuberculosis	MDR-TB	✓ Simultaneous detection of TB and drug-resistance against rifampicin and isoniazid ✓ Simple sputum pre-treatment process / Result in 75 minutes
	MTB / NTM	✓ Simultaneous detection of TB and non-tuberculous mycobacteria(NTM) ✓ Simple sputum pre-treatment process / Result in 75 minutes
	XDR-TB*	✓ Simultaneous detection of TB and drug-resistance to the most common first and second line drug
Sexual Health	HPV (16/18/High risk)	✓ Separate detection of HPV high risk types HPV 16, HPV 18, other HPV high-risk (31,33,35,39,45,51,52,56,58,59,66,68)
	STI Panel* (CT/NG/OU/MG/TV/MH/HSV1/HSV2)	✓ Simultaneous detection of STI pathogens
Arbovirus	Arbovirus Panel (Dengue virus / Zika virus / Chikungunya virus / Yellow fever virus / West Nile virus)	✓ Simultaneous detection of DENV, ZIKV, CHIKV, YFV and WNV
Gastrointestinal Infections	C. difficile	✓ Detection of toxin B gene(<i>tcdB</i>) ✓ Simple stool pre-treatment process
Drug resistance	MDR-TB	✓ Simultaneous detection of TB and drug-resistance against rifampicin and isoniazid ✓ Simple sputum pre-treatment process / Result in 75 minutes

*Includes upcoming products. *Marked products are scheduled to be released.

■ Features

- User friendly GUI with animated guide
- Seamless connectivity with HIS/LIS
- Memory up to 5,000 with Ct values & amplification curves
- 10.1" touch screen
- Customized configuration up to 8 modules
- Alternative operating system to PC (Window)
- Minimized maintenance requirements
- Intuitive status indicator
- Small footprint

Innovative substitute for all molecular diagnostic equipment
STANDARD M10 can be used anywhere diagnostics are needed, from clinics to large laboratories.

■ All-in-one Cartridge NA extraction + amplification
Multiplex assay up to 12-Plex including IC

- ✓ Simple 'Sample-in Result-out' workflow
- ✓ Result in 30-60 minutes
- ✓ Reliable and intuitive result interpretation
- ✓ Room temperature storage

Technologies applied to STANDARD M10

- 1 Patented NA extraction process for PCR efficiency (Lysis-binding-washing-elution)
- 2 Precise temperature control of thermal block
- 3 Multi-well cartridge, multi-channel optic module enables multiplex assay without interference
- 4 Reliable data analysis algorithm
- 5 Lyophilized reagents for improved stability

■ TEST PROCEDURE

- 1 Scan the sample ID.
- 2 Scan the cartridge code.
- 3 Apply the sample & close the cartridge.
- 4 Insert the cartridge.

■ Result Example